

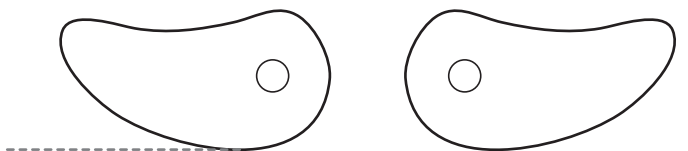
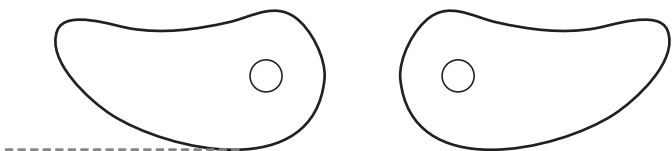




- Stampa questa pagina
- Taglia con le forbici lungo i contorni
- Incolla le sezioni a un cartoncino se vuoi avere un pulcino più resistente
- Usa dei fermacampioni per fissare le ali e le zampe del pulcino al corpo





Colora tu il Pulcino Ballerino!

